

STANDARD ONE LIGHT STRIP - SIDE MOUNT

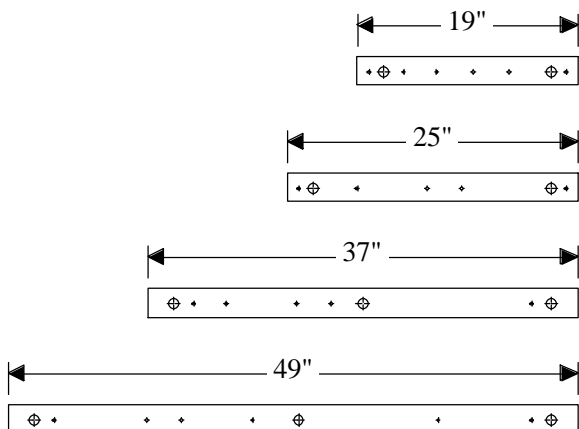
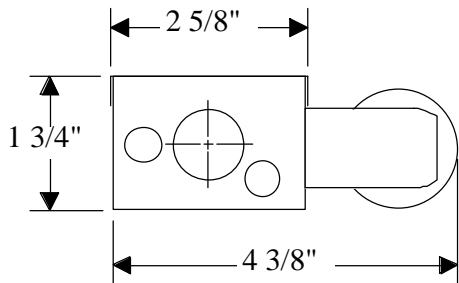
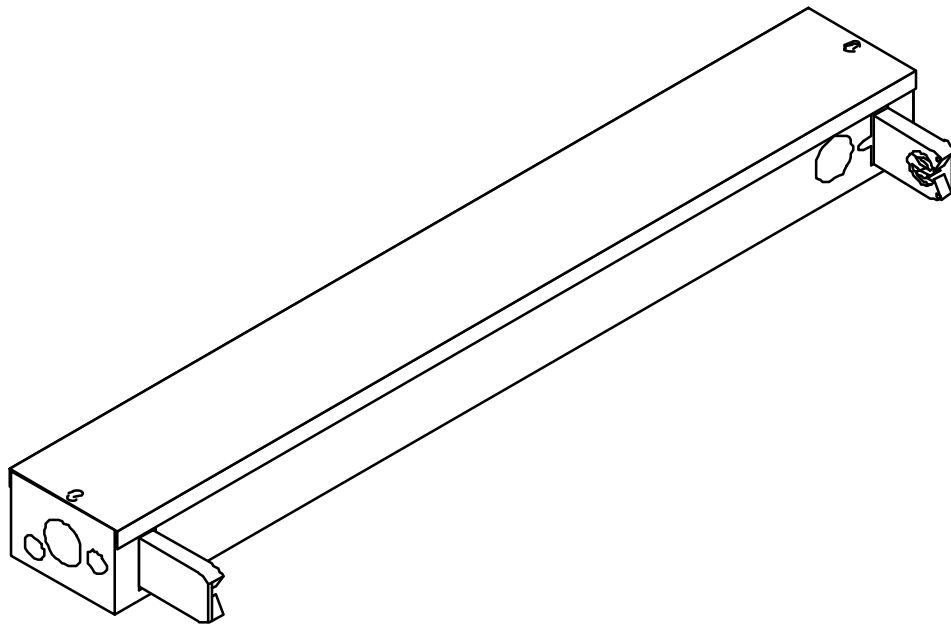
| CATALOG NO. | LAMPS | BALLAST | POWER FACTOR | LENGTH | WIDTH | DEPTH | PCS/CTN | UNIT WT. |
|-------------|-------|---------|--------------|--------|-------|-------|---------|----------|
| 4114 SM | 1-14W | Preheat | Low | 16 | 4-3/8 | 1-3/4 | 6 | 2-1/2 |
| 4114 TS SM | 1-14W | Trigger | Low | 16 | 4-3/8 | 1-3/4 | 6 | 4 |
| 4115 SM | 1-15W | Preheat | Low | 19 | 4-3/8 | 1-3/4 | 6 | 3 |
| 4115 TS SM | 1-15W | Trigger | Low | 19 | 4-3/8 | 1-3/4 | 6 | 4 |
| 4124 SM | 1-20W | Preheat | Low | 25 | 4-3/8 | 1-3/4 | 6 | 3 |
| 4124 TS SM | 1-20W | Trigger | Low | 25 | 4-3/8 | 1-3/4 | 6 | 4-1/2 |
| 4136 SM | 1-30W | Preheat | Low | 37 | 4-3/8 | 1-3/4 | 6 | 5 |
| 4136 RS SM | 1-30W | Rapid | Low | 37 | 4-3/8 | 1-3/4 | 6 | 5-1/2 |
| 4148 SM | 1-40W | Preheat | Low | 49 | 4-3/8 | 1-3/4 | 6 | 6-1/2 |
| 4148 RS SM | 1-34W | Rapid | High | 49 | 4-3/8 | 1-3/4 | 6 | 7 |

- ⊕ Housing and ends are die-formed steel, finished with baked white polyester powder coating.
- ⊕ Preheat, trigger, or rapid start.
- ⊕ Asymmetric reflectors are available for directional control.
- ⊕ Shallow 1-3/4" depth is ideal anywhere that space is a problem.
- ⊕ Unit or row installation.

All H & H Lighting Fixtures are completely wired for 118 volts 60 cycle A.C. operation. Ready for installation. All fixtures bear the I.B.E.W., A. F. of L. and Underwriters Laboratories labels.



4100SM SERIES



MOUNTING - Complete with knockouts for surface mounting or pendant mounting, individually or in continuous rows. Pendant mounting accessories available on specification. Conduit knockouts are supplied on ends and back.

ELECTRICAL - Furnished standard with UL listed ballasts, for 120 Volt 60 Hz A.C. operation. Other voltages and accessories available. Fixtures bear the I.B.E.W., A.F. of L., and Underwriters' Laboratories, Inc. labels.

APPLICATION - An ideal low silhouette unit for all limited depth mounting areas with cornices and valances, drop ceilings, wall cases, displays, and many under-cabinet locations.

CONSTRUCTION - Wireway and ends die-formed of code gauge steel, finished in automatic bonderizing, rust preventative process, with high reflectivity powder coated baked white enamel. Reflector is removable for easy access to electrical components.