

CHROME WALL BRACKET

CATALOG NO.	LAMPS	BALLAST	POWER FACTOR	LENGTH	WIDTH	DEPTH	PCS/CTN	UNIT WT.
1514 C	1-14W	Preheat	Low	16-3/8	2-1/2	3-9/16	3	4
1514 C TS	1-14W	Trigger	Low	16-3/8	2-1/2	3-9/16	3	6
1518 C	1-15W	Preheat	Low	19-3/8	2-1/2	3-9/16	3	4
1518 C TS	1-15W	Trigger	Low	19-3/8	2-1/2	3-9/16	3	6
1524 C	1-20W	Preheat	Low	25-3/8	2-1/2	3-9/16	3	4
1524 C TS	1-20W	Trigger	Low	25-3/8	2-1/2	3-9/16	3	6
1536 C	1-30W	Preheat	Low	37-3/8	2-1/2	3-9/16	3	12
1536 C RS	1-30W	Rapid	Low	37-3/8	2-1/2	3-9/16	3	12
1548 C	1-40W	Preheat	Low	49-3/8	2-1/2	3-9/16	3	14
1548 C RS	1-34W	Rapid	High	49-3/8	2-1/2	3-9/16	3	14

WITH ADJUSTABLE CHROME SHADE

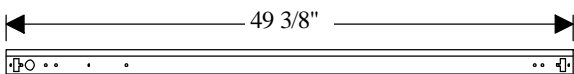
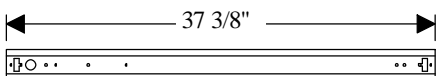
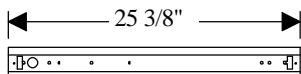
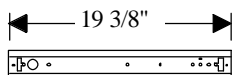
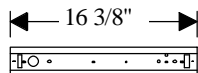
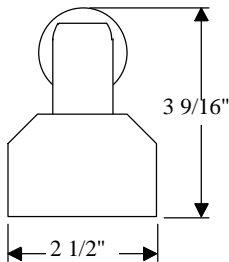
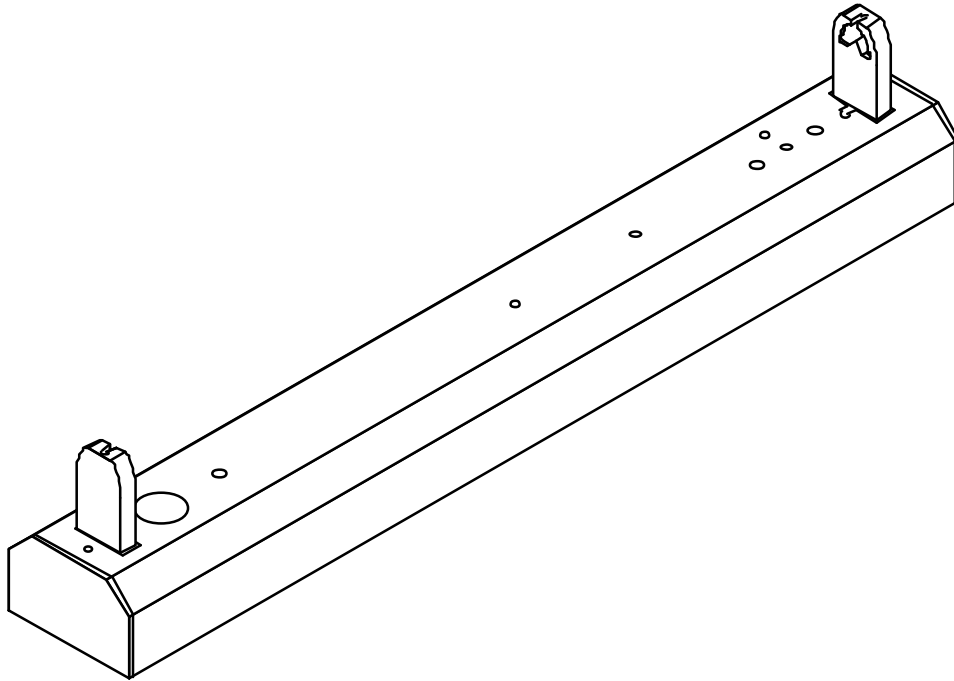
1614 C CS	1-14W	Preheat	Low	16-3/8	2-1/2	4-1/4	3	4
1614 C CS TS	1-14W	Trigger	Low	16-3/8	2-1/2	4-1/4	3	6
1618 C CS	1-15W	Preheat	Low	19-3/8	2-1/2	4-1/4	3	4
1618 C CS TS	1-15W	Trigger	Low	19-3/8	2-1/2	4-1/4	3	6
1624 C CS	1-20W	Preheat	Low	25-3/8	2-1/2	4-1/4	3	4
1624 C CS TS	1-20W	Trigger	Low	25-3/8	2-1/2	4-1/4	3	6
1636 C CS	1-30W	Preheat	Low	37-3/8	2-1/2	4-1/4	3	12
1636 C CS RS	1-30W	Rapid	Low	37-3/8	2-1/2	4-1/4	3	12
1648 C CS	1-40W	Preheat	Low	49-3/8	2-1/2	4-1/4	3	14
1648 C CS RS	1-34W	Rapid	High	49-3/8	2-1/2	4-1/4	3	14



- ⓓ Housing and ends are die-formed steel, finished with chrome plating.
- ⓓ Can be mounted vertically or horizontally.
- ⓓ Optional adjustable chrome shade provides uplight and downlight.

H Lighting Company, Inc. • St. Louis, Missouri • 314/773-1176 • FAX 773-2890

1500 SERIES



MOUNTING - Complete with knockouts for surface mounting. Conduit knockouts are supplied on back.

ELECTRICAL - Furnished standard with UL listed ballasts, for 120 Volt 60 Hz A.C. operation. Other voltages and accessories available. Fixtures bear the I.B.E.W., A.F. of L., and Underwriters' Laboratories, Inc. labels.

APPLICATION - An ideal unit for lavatories, corridors and utility areas. Suitable for wall or ceiling mounting, can be mounted vertically or horizontally.

CONSTRUCTION - Wireway and ends die-formed of code gauge steel, finished in polished chrome-plated steel. Reflector is removable for easy access to electrical components. White finish available upon request.